

Using SD67 Microsoft Office from Home

Some of the great products available are:


Teams
Word
PowerPoint
Excel

To access you will need:

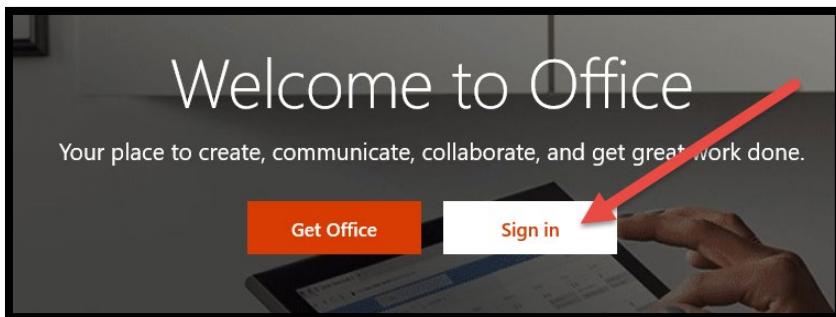
1. your student number and the password you use to login to school computers
2. A device that is connected to the internet

**If you don't remember your student number or password, please contact your teacher.

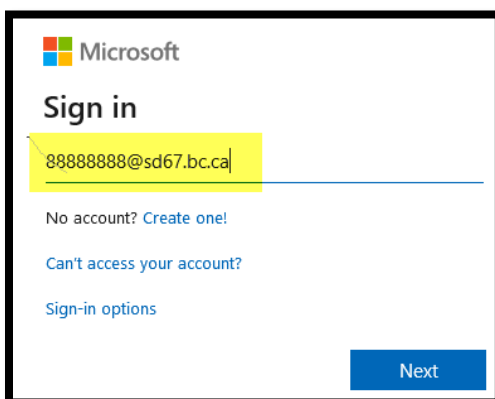
1. In a browser (we suggest using Chrome) type **office.com** into the URL bar



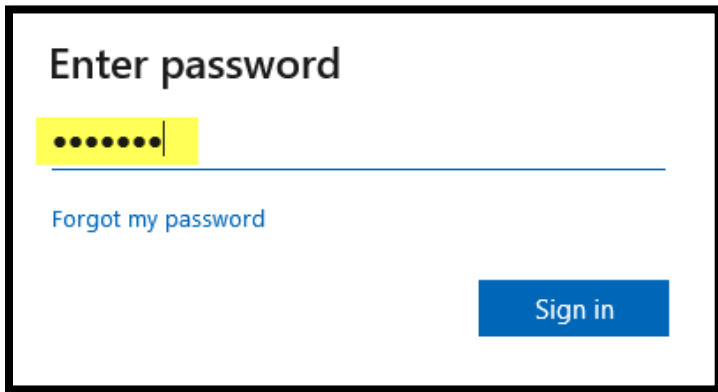
2. Click on **Sign in**



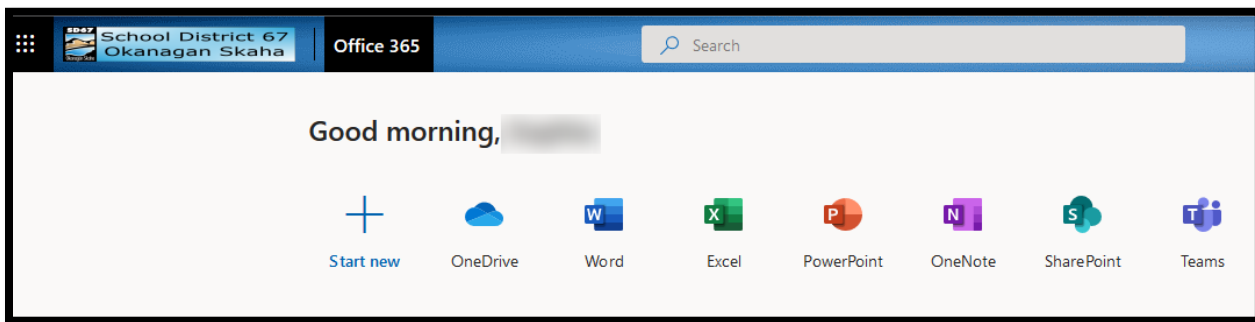
3. Use your **student#@sd67.bc.ca** for the username and click Next



4. Type in your **password** and click **Sign in**

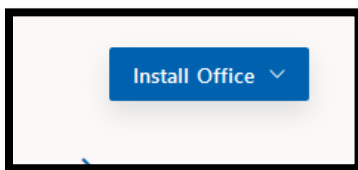


5. You will now have a row of Office Apps that you can click on and use in your browser!!



If you would like to use these apps offline (when you don't have an internet connection) you need to:

1. Click on the **Install Office** button in the top right of your office.com screen



2. Choose **Office 365 apps** and **follow the prompts**

