
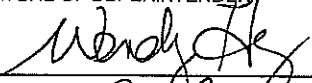



**SCHOOL DISTRICT  
ANNUAL BUDGET  
FISCAL YEAR 2010/2011**

SCHOOL DISTRICT NUMBER 67	NAME OF SCHOOL DISTRICT Okanagan Skaha	YEAR 2010/2011
OFFICE LOCATION 425 Jermyn Avenue		TELEPHONE NUMBER 250-770-7700
CITY/PROVINCE Penticton		POSTAL CODE V2A 1Z4
WEBSITE ADDRESS www.sd67.bc.ca		
NAME OF SUPERINTENDENT Wendy Hyer		NAME OF SECRETARY-TREASURER Ron Shongrunden

**DECLARATION AND SIGNATURES**

*We, the undersigned, certify that the attached is a correct and true copy of the Annual Budget of School District No. 67 (Okanagan Skaha) for the year ended June 30, 2011.*

SIGNATURE OF CHAIRPERSON OF THE BOARD OF EDUCATION 	DATE SIGNED May 11, 2010
SIGNATURE OF SUPERINTENDENT 	DATE SIGNED May 11, 2010
SIGNATURE OF SECRETARY/TREASURER 	DATE SIGNED May 11, 2010

SCHOOL DISTRICT No. 67 (Okanagan Skaha)  
2010/2011 ANNUAL BUDGET

TABLE OF CONTENTS

SCHEDULES

Operating Fund

Revenue and Expenditure	Schedule A1
Revenue By Source	Schedule A2
Expense By Object	Schedule A3
Expense By Function, Program and Object	Schedule A4.1
Expense By Function, Program and Object	Schedule A4.2
FTE Employees By Function, Program and Object	Schedule A5

**SCHOOL DISTRICT No. 67 (Okanagan Skaha)**  
**OPERATING FUND**  
**ANNUAL BUDGET - REVENUE AND EXPENDITURE**

Schedule A1

	2010/2011	2009/2010
	ANNUAL BUDGET	AMENDED ANNUAL BUDGET
Ministry Funded School-Age FTE	6,315.120	6,360.125
Ministry Funded Adult FTE	84.875	84.875
<b>TOTAL FTE</b>	<b>6,399.995</b>	<b>6,445.000</b>
<b>REVENUE (Schedule A2)</b>		
620 Provincial Grants - Ministry of Education	\$ 54,286,191	\$ 54,332,905
641 Provincial Grants - Other	426,441	416,280
640 Other Revenue	1,950,313	2,133,906
650 Rentals and Leases	135,000	150,000
660 Investment Income	25,000	100,000
<b>Total Revenue</b>	<b>56,822,945</b>	<b>57,133,091</b>
<b>EXPENSE (Schedule A3)</b>		
<b>Salaries</b>		
110 Teachers	25,591,700	24,857,215
105 Principals and Vice Principals	3,468,500	3,457,300
123 Educational Assistants	3,311,975	3,387,500
120 Support Staff	5,137,286	5,158,300
130 Other Professionals	1,584,400	1,658,900
140 Substitutes	1,565,400	1,579,023
<b>Total Salaries</b>	<b>40,659,261</b>	<b>40,098,238</b>
Employee Benefits	9,672,704	9,156,600
<b>Total Salaries and Benefits</b>	<b>50,331,965</b>	<b>49,254,838</b>
Services and Supplies	7,701,424	7,692,371
<b>Total Expense</b>	<b>58,033,389</b>	<b>56,947,209</b>
<b>NET REVENUE (EXPENSE)</b>	<b>(1,210,444)</b>	<b>185,882</b>
<b>BUDGETED PRIOR YEAR OPERATING SURPLUS APPROPRIATION</b>	<b>1,210,444</b>	<b>512,281</b>
<b>BUDGETED BALANCE</b>	<b>\$ -</b>	<b>\$ 698,163</b>
<b>BUDGET BYLAW AMOUNT</b>		
Total Expense	\$ 58,033,389	\$ 56,947,209
<b>TOTAL BUDGET BYLAW AMOUNT</b>	<b>\$ 58,033,389</b>	<b>\$ 56,947,209</b>

**SCHOOL DISTRICT No. 67 (Okanagan Skaha)**  
**OPERATING FUND**  
**ANNUAL BUDGET - REVENUE BY SOURCE**

Schedule A2

	2010/2011	2009/2010
	ANNUAL BUDGET	AMENDED ANNUAL BUDGET
<b>620 PROVINCIAL GRANTS - MINISTRY OF EDUCATION</b>		
621 Operating Grant, Ministry of Education	\$ 54,606,012	\$ 54,606,012
627 LEA/INAC Recovery	(1,115,313)	(1,187,340)
629 Other Ministry of Education Grants (Specify)		
Pay Equity Grant	441,194	441,194
OLEP French Program	101,600	149,116
Ready Set Learn	26,950	26,950
Community Links		9,773
Estimated Funding Recalc	211,948	206,000
BCESIS		67,400
Foundallon Skills Assessment	13,800	13,800
	<u>54,286,191</u>	<u>54,332,905</u>
<b>641 PROVINCIAL GRANTS - OTHER</b>	<u>426,441</u>	<u>416,280</u>
<b>640 OTHER REVENUE</b>		
642 Other School District/Education Authorities	225,000	225,000
647 Offshore Tuition Fees	360,000	360,000
648 LEA/Direct Funding from First Nations	1,115,313	1,187,340
649 Miscellaneous (Specify)		
BCPSEA - trades Adjustment		111,566
Technology	250,000	250,000
	<u>1,950,313</u>	<u>2,133,906</u>
<b>650 RENTALS AND LEASES</b>	<u>135,000</u>	<u>150,000</u>
<b>660 INVESTMENT INCOME</b>	<u>25,000</u>	<u>100,000</u>
<b>TOTAL OPERATING REVENUE (Schedule A1)</b>	<u>\$ 56,822,945</u>	<u>\$ 57,133,091</u>

**SCHOOL DISTRICT No. 67 (Okanagan Skaha)**  
**OPERATING FUND**  
**ANNUAL BUDGET - EXPENSE BY OBJECT**

Schedule A3

	2010/2011	2009/2010	
	ANNUAL BUDGET	AMENDED	ANNUAL BUDGET
	<u>ANNUAL BUDGET</u>	<u>ANNUAL BUDGET</u>	<u>ANNUAL BUDGET</u>
<b>SALARIES</b>			
110 Teachers	\$ 25,591,700	\$	24,857,215
105 Principals and Vice Principals	3,468,500		3,457,300
123 Educational Assistants	3,311,975		3,387,500
120 Support Staff	5,137,286		5,158,300
130 Other Professionals	1,584,400		1,658,900
140 Substitutes	1,565,400		1,579,023
	<u>40,659,261</u>		<u>40,098,238</u>
<b>EMPLOYEE BENEFITS</b>			
	9,672,704		9,156,600
Total Salaries and Benefits	<u>50,331,965</u>		<u>49,254,838</u>
<b>SERVICES AND SUPPLIES</b>			
310 Services	1,453,521		1,529,335
330 Student Transportation	651,100		720,001
340 Professional Development and Travel	320,400		381,630
360 Rentals and Leases	5,500		5,500
370 Dues and Fees	29,600		29,600
390 Insurance	135,600		135,600
510 Supplies	3,556,368		3,366,370
540 Utilities	1,549,335		1,524,335
Total Services and Supplies	<u>7,701,424</u>		<u>7,692,371</u>
<b>TOTAL OPERATING EXPENSE (Schedule A1)</b>	<u>\$ 58,033,389</u>	\$	<u>56,947,209</u>

OPERATING FUND  
ANNUAL BUDGET - EXPENSE BY FUNCTION, PROGRAM AND OBJECT 2010/2011

FUNCTION	110 TEACHERS SALARIES	105 PRINCIPALS & VICE PRINCIPALS SALARIES	123 EDUCATIONAL ASSISTANTS SALARIES	120 SUPPORT STAFF SALARIES	130 OTHER PROFESSIONALS SALARIES	140 SUBSTITUTES SALARIES	TOTAL SALARIES
<b>1 INSTRUCTION</b>							
1.02 Regular Instruction	\$ 19,598,400	\$ 1,107,000	\$ 38,100	\$ 501,200	\$ 130,400	\$ 880,100	\$ 22,255,200
1.03 Career Programs	145,100					6,200	151,300
1.07 Library Services	711,900	33,000		186,350		38,500	969,750
1.08 Counselling	865,900					36,800	902,700
1.10 Special Education	3,516,100		3,124,875	34,900	424,700	453,400	7,553,975
1.30 English as a Second Language	154,100					6,500	160,600
1.31 Aboriginal Education	301,900	87,900	149,000			19,400	558,200
1.41 School Administration		2,204,000		1,014,000	36,100	44,600	3,298,700
1.60 Summer School						20,500	20,500
1.62 Off Shore Students	188,500					8,000	196,500
1.64 Other				30,300		1,300	31,600
1.65 Conseil Scolaire Francophone	109,800	36,600				4,700	151,100
<b>Total Function 1</b>	<b>25,591,700</b>	<b>3,468,500</b>	<b>3,311,975</b>	<b>1,766,750</b>	<b>591,200</b>	<b>1,520,000</b>	<b>36,250,125</b>
<b>4 DISTRICT ADMINISTRATION</b>							
4.11 Educational Administration				9,100	177,500	400	187,000
4.40 School District Governance					76,000		76,000
4.41 Business Administration				227,000	491,900	16,000	734,900
<b>Total Function 4</b>	<b>-</b>	<b>-</b>	<b>-</b>	<b>236,100</b>	<b>745,400</b>	<b>16,400</b>	<b>997,900</b>
<b>5 OPERATIONS AND MAINTENANCE</b>							
5.41 Operations and Maintenance Administration				37,800	162,500	1,700	202,000
5.50 Maintenance Operations				2,633,336	51,300	13,900	2,698,536
5.52 Maintenance of Grounds				327,900		7,400	335,300
<b>Total Function 5</b>	<b>-</b>	<b>-</b>	<b>-</b>	<b>2,999,036</b>	<b>219,800</b>	<b>23,000</b>	<b>3,235,836</b>
<b>7 TRANSPORTATION AND HOUSING</b>							
7.41 Transportation and Housing Administration				135,400	34,000	6,000	34,000
7.70 Student Transportation				135,400	34,000	6,000	175,400
<b>Total Function 7</b>	<b>-</b>	<b>-</b>	<b>-</b>	<b>135,400</b>	<b>34,000</b>	<b>6,000</b>	<b>175,400</b>
<b>9 DEBT SERVICES (OPERATING)</b>							
<b>Total Function 9</b>	<b>-</b>	<b>-</b>	<b>-</b>	<b>-</b>	<b>-</b>	<b>-</b>	<b>-</b>
<b>TOTAL FUNCTIONS 1 - 9</b>	<b>\$ 25,591,700</b>	<b>\$ 3,468,500</b>	<b>\$ 3,311,975</b>	<b>\$ 5,137,286</b>	<b>\$ 1,584,400</b>	<b>\$ 1,565,400</b>	<b>\$ 40,659,261</b>

SCHOOL DISTRICT No. 67 (Okanagan Skaha)  
 OPERATING FUND  
 ANNUAL BUDGET - EXPENSE BY FUNCTION, PROGRAM AND OBJECT 2010/2011

FUNCTION	200		TOTAL		300-500		2010/2011		2009/2010 AMENDED ANNUAL BUDGET
	TOTAL SALARIES	EMPLOYEE BENEFITS	SALARIES AND BENEFITS	SALARIES AND BENEFITS	SERVICES AND SUPPLIES	TOTAL BUDGET EXPENSE			
<b>1 INSTRUCTION</b>									
1.02 Regular Instruction	\$ 22,255,200	\$ 5,089,600	\$ 27,344,800	\$ 2,814,108	\$ 30,158,908	\$ 29,109,871			
1.03 Career Programs	151,300	34,500	185,800	98,300	284,100	277,600			
1.07 Library Services	989,750	234,804	1,204,554	112,600	1,317,154	1,400,850			
1.08 Counselling	902,700	205,800	1,108,500	10,200	1,118,700	1,065,320			
1.10 Special Education	7,553,975	1,923,300	9,477,275	601,021	10,078,296	10,107,971			
1.30 English as a Second Language	160,600	36,600	197,200	3,500	200,700	195,032			
1.31 Aboriginal Education	558,200	139,400	697,600	11,160	708,760	653,006			
1.41 School Administration	3,298,700	823,800	4,122,500	150,900	4,273,400	4,173,032			
1.60 Summer School	20,500	4,500	25,000		25,000	24,600			
1.62 Off Shore Students	196,500	44,900	241,300	17,600	258,900	260,200			
1.64 Other	31,600	9,600	41,200	57,000	98,200	87,992			
1.55 Conseil Scolaire Francophone	151,100	34,700	185,800		185,800	136,500			
<b>Total Function 1</b>	<b>36,250,125</b>	<b>8,581,404</b>	<b>44,831,529</b>	<b>3,876,389</b>	<b>48,707,918</b>	<b>47,491,974</b>			
<b>4 DISTRICT ADMINISTRATION</b>									
4.11 Educational Administration	187,000	41,800	228,800	54,900	283,700	291,500			
4.40 School District Governance	76,000	1,000	77,000	65,400	142,400	158,400			
4.41 Business Administration	734,900	165,200	900,100	281,800	1,181,900	1,178,200			
<b>Total Function 4</b>	<b>997,900</b>	<b>208,000</b>	<b>1,205,900</b>	<b>402,100</b>	<b>1,608,000</b>	<b>1,626,100</b>			
<b>5 OPERATIONS AND MAINTENANCE</b>									
5.41 Operations and Maintenance Administration	202,000	46,800	248,800	112,300	361,100	497,500			
5.50 Maintenance Operations	2,698,536	704,700	3,403,236	910,800	4,314,036	4,243,700			
5.52 Maintenance of Grounds	335,300	88,400	423,700	144,800	568,500	566,000			
5.56 Utilities	-	-	-	1,549,335	1,549,335	1,524,335			
<b>Total Function 5</b>	<b>3,235,836</b>	<b>839,900</b>	<b>4,075,736</b>	<b>2,717,235</b>	<b>6,792,971</b>	<b>6,831,535</b>			
<b>7 TRANSPORTATION AND HOUSING</b>									
7.41 Transportation and Housing Administration	34,000	6,100	40,100	7,700	47,800	49,900			
7.65 Conseil Scolaire Francophone	-	-	-	-	-	945,700			
7.70 Student Transportation	141,400	37,300	178,700	698,000	876,700	995,600			
<b>Total Function 7</b>	<b>175,400</b>	<b>43,400</b>	<b>218,800</b>	<b>705,700</b>	<b>924,500</b>	<b>995,600</b>			
<b>9 DEBT SERVICES (OPERATING)</b>									
<b>Total Function 9</b>	<b>-</b>	<b>-</b>	<b>-</b>	<b>-</b>	<b>-</b>	<b>-</b>			
<b>TOTAL FUNCTIONS 1 - 9</b>	<b>\$ 40,659,261</b>	<b>\$ 9,672,704</b>	<b>\$ 50,331,965</b>	<b>\$ 7,701,424</b>	<b>\$ 58,033,389</b>	<b>\$ 56,947,209</b>			

OPERATING FUND

ANNUAL BUDGET - FTE EMPLOYEES BY FUNCTION, PROGRAM AND OBJECT 2010/2011

FUNCTION	110 TEACHERS	105 PRINCIPALS & VICE PRINCIPALS	123 EDUCATIONAL ASSISTANTS	120 SUPPORT STAFF	130 OTHER PROFESSIONALS	TOTAL STAFF
<b>1 INSTRUCTION</b>						
1.02 Regular Instruction	267,605	11,500	1,250	14,450	1,550	296,355
1.03 Career Programs	2,001					2,001
1.07 Library Services	9,819	0,300		6,340		16,459
1.08 Counselling	11,943					11,943
1.10 Special Education	48,498		102,140	1,010	5,150	156,798
1.30 English as a Second Language	2,125					2,125
1.31 Aboriginal Education	4,164	1,000	4,890			10,054
1.41 School Administration		21,850		27,270	0,300	49,420
1.62 Off Shore Students	2,600			1,100		2,600
1.64 Other						1,100
1.65 Conseil Scolaire Francophone	1,515	0,350				1,865
<b>Total Function 1</b>	<b>350,270</b>	<b>35,000</b>	<b>108,280</b>	<b>50,170</b>	<b>7,000</b>	<b>550,720</b>
<b>4 DISTRICT ADMINISTRATION</b>						
4.11 Educational Administration				0,250	1,600	1,850
4.40 School District Governance					7,000	7,000
4.41 Business Administration				5,790	6,000	11,790
<b>Total Function 4</b>				<b>6,040</b>	<b>14,600</b>	<b>20,640</b>
<b>5 OPERATIONS AND MAINTENANCE</b>						
5.41 Operations and Maintenance Administration				0,970	2,650	3,620
5.50 Maintenance Operations				60,700	0,500	61,200
5.52 Maintenance of Grounds				7,250		7,250
<b>Total Function 5</b>				<b>68,920</b>	<b>3,150</b>	<b>72,070</b>
<b>7 TRANSPORTATION AND HOUSING</b>						
7.41 Transportation and Housing Administration				3,130	0,350	3,480
<b>Total Function 7</b>				<b>3,130</b>	<b>0,350</b>	<b>3,480</b>
<b>TOTAL FUNCTIONS 1 - 7</b>	<b>350,270</b>	<b>35,000</b>	<b>108,280</b>	<b>128,260</b>	<b>25,100</b>	<b>646,910</b>