


## Using Teams from Home

To access Teams you will need:

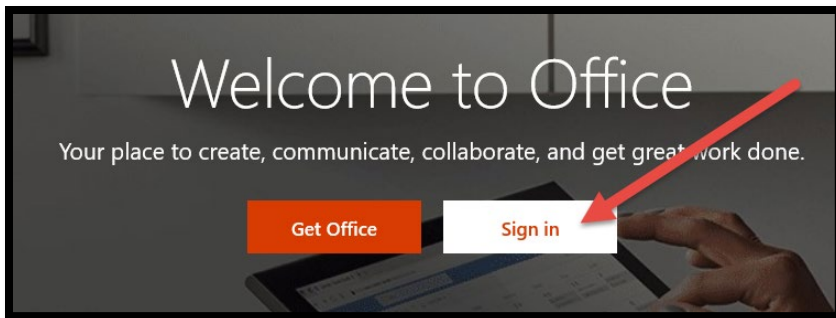
1. your student number and the password you use to login to school computers
2. A device that is connected to the internet

\*\*If you don't remember your student number or password, please contact your teacher.

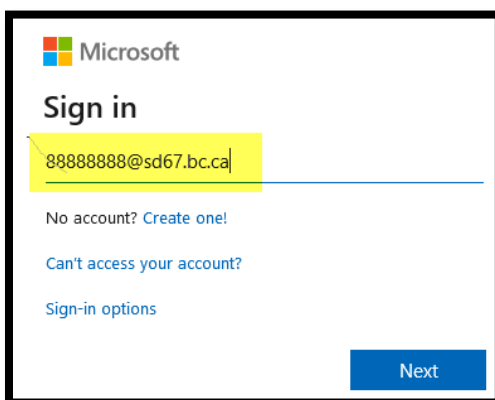
1. In a browser (we suggest using Chrome) type **office.com** into the URL bar



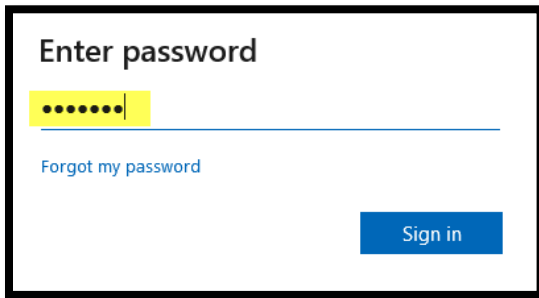
2. Click on **Sign in**



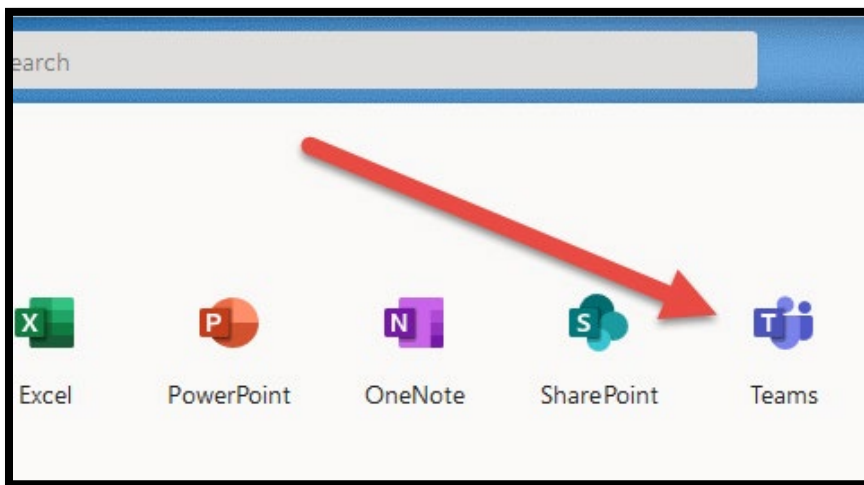
3. Use your **student#@sd67.bc.ca** for the username and click Next



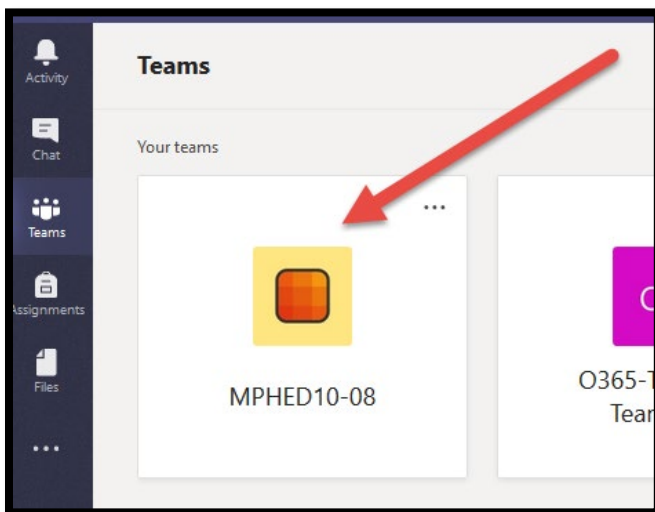
4. Type in your **password** and click **Sign in**



5. Click on the **Teams** icon



6. Choose the class you would like to enter by clicking on the appropriate box.



Next steps will be dependent on what your teacher decides to add to your class. Click [HERE](#) for how to use the Classroom functions of Teams. For many more helpful videos, go into the left navigation bar of Teams, select "Help" and click on Training.