

Career Exploration



myBlueprint education planner is a career exploration site. We believe you will find it very useful for identifying some career options or for learning more about how to pursue the career options you have already chosen. You are expected to complete 6 assessments or surveys. You do not need to complete all 6 in one session. It will take approximately 60-90 minutes total to complete all six surveys.


STEP 1:

□ CREATE ACCOUNT

- Open <https://myblueprint.ca/sd67>

Click on School Account log In

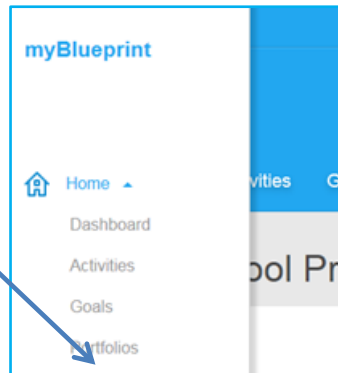
Welcome Back



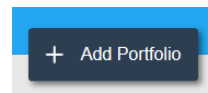
- If you are doing this on a school computer it will log you in automatically.
- If you are doing this on your own computer you will need to use your student#@summer.com and password.

Step 2: Create a portfolio

- 1) Open the home menu and
Click on portfolio



3) click on



Add Portfolio

Portfolio Title

Enter Title Here

Portfolio Description

Optional

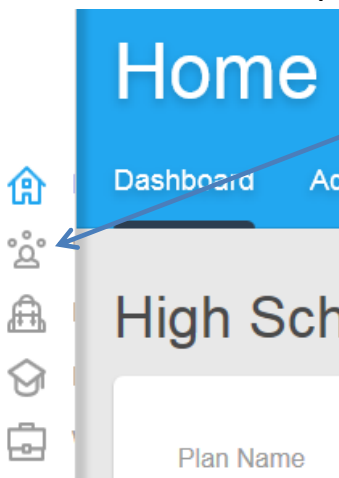
Add Portfolio Cancel

Add your name
Click on

STEP 3:

□ Complete the six surveys

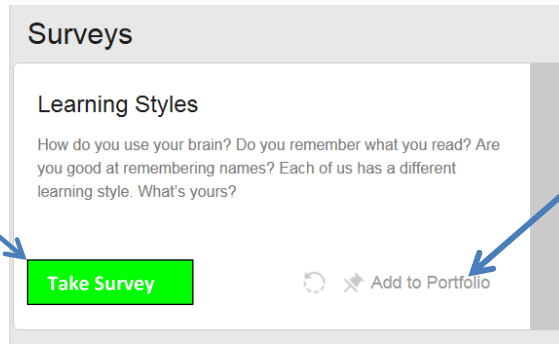
Click the "Who am I" header on the left side menu



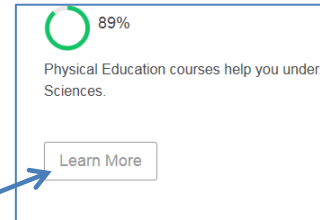
This will open the five surveys

Learning Styles
Personality
Interests
Knowledge
Motivations

Take each survey



Once you have finished each survey be sure to click **add to portfolio**



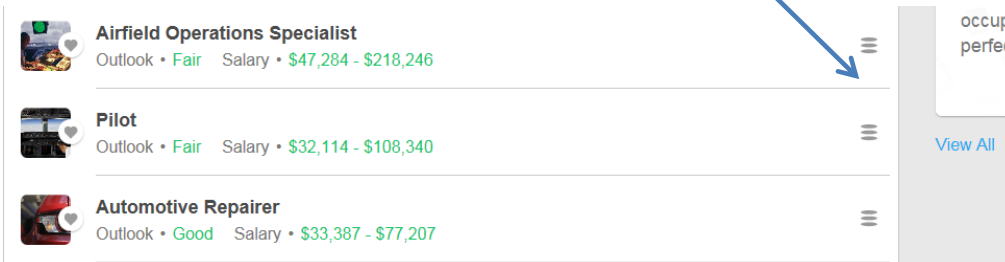
To get the most out of each survey explore the click **Learn More**




Important: be sure to open the **View Occupations** at the bottom of the Knowledge survey



Check out all of the lists

If you find some that interest you **save them** to your portfolio



	Airfield Operations Specialist Outlook • Fair Salary • \$47,284 - \$218,246	☰
	Pilot Outlook • Fair Salary • \$32,114 - \$108,340	☰
	Automotive Repairer Outlook • Good Salary • \$33,387 - \$77,207	☰

Step 5: Open the occupations matches

Choose a **career cluster** (select the one suggested in your knowledge first)

Choose an education level

The screenshot shows a user interface for selecting occupation matches. At the top, there are two dropdown menus: "Education Level" and "Career Cluster". Below these is a refresh icon and a green button labeled "82% Match". At the bottom, there is a blue button labeled "Get Started".

The "Progress" sidebar lists several categories with their completion status:

- Learning Styles:
- Personality:
- Interests:
- Knowledge:
- Motivations:
- Compatibility: 1

Below the list, it states: "You've unlocked Occupation Matches" and "Complete more surveys to improve your occupation match results".

Complete at least two compatibility surveys

Step 6: Complete the [MyBlueprint summary assignment](#) (you will add this to your transition portfolio binder)